

# Tenant Guide: Tripping Electrics

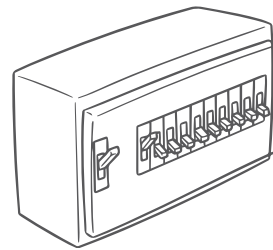
*If your fuseboard is tripping the electrics it is normally down to a faulty appliance. Please check the below before reporting.*

## How To:

### 1. CHECK SWITCHES ARE ON

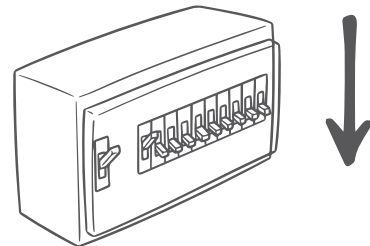
Check that all the fuses are in the on position. This includes the **RCD switch** which should be labelled.

If the fuses are down, something has a fault.



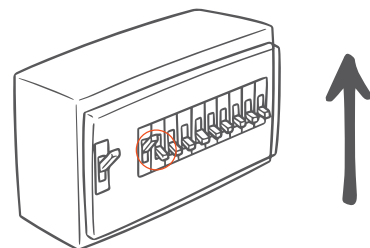
### 2. TURN THE SWITCHES OFF

Push all fuses down to the off position, including the RCD switch.



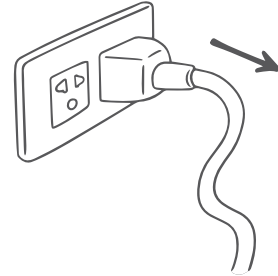
### 3. WORK OUT WHERE THE ISSUE IS

Now push the RCD Switch to the on position. Push up/turn on each fuse, one by one, until the fuse or RCD switch trips. If the fuse trips the RCD, the fault is on the circuit. The label below this switch shows where the issue is. All other fuses can now be turned on. **Do not turn this tripped fuse on yet.**



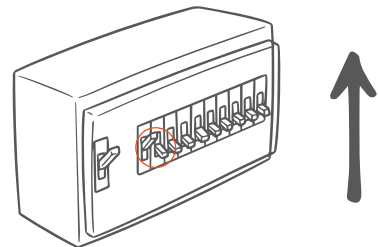
## 4. TURN OFF APPLIANCES

Now unplug or turn off each appliance via the socket switch.



## 5. TURN THE TRIPPED FUSE ON

Once you have unplugged all appliances, turn the fuse that was tripping the electrics back on. All switches should now be in the On position (upwards).



## 6. PLUG IN APPLIANCES

**One by one**, plug back in the appliance / switch / socket until the fuse trips again. This is the faulty appliance that is causing the problem.

